

# CATALOGO DE RECAMBIOS

## CABINA GEYSER HIDROSAUNA

Ed.01/09

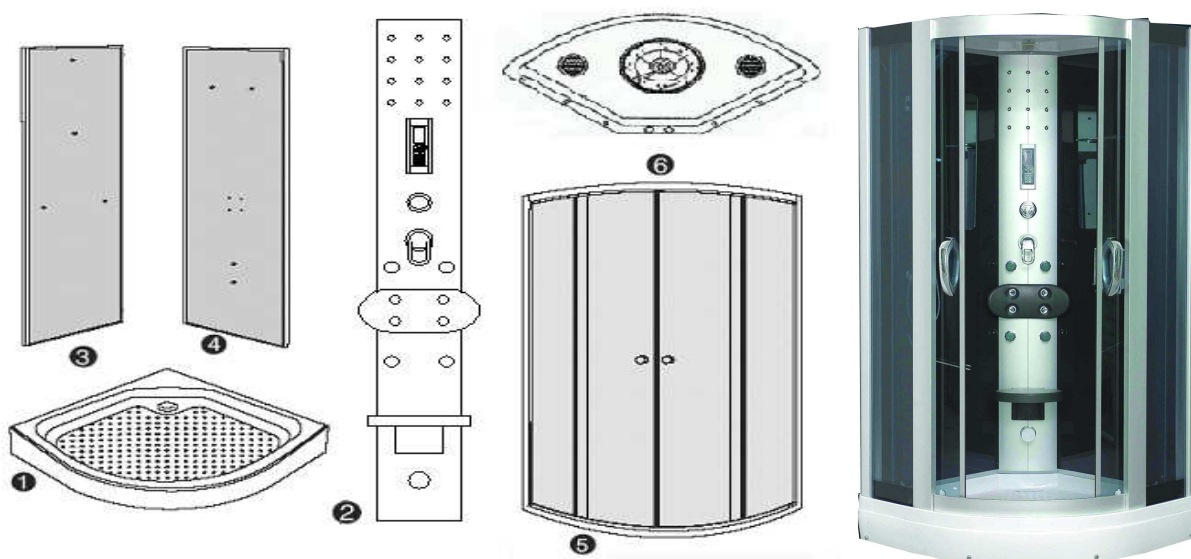
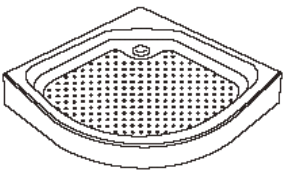


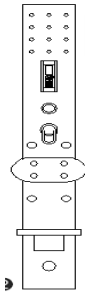
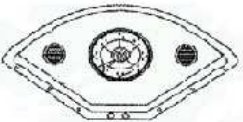














FOTO	REFERENCIA	DESCRIPCIÓN	DESCRIPTION	COD. EAN
	21000525	PLATO DE DUCHA	SHOWER BASE	8435124405257
	21000834	PANEL TRASERO IZQ	BACK PANEL (LEFT)	8435124408340
	21000617	PANEL TRASERO DER	BACK PANEL (RIGHT)	8435124406179

	21000616	COLUMNA CENTRAL	MIDDLE COLUMN (COMPLETE WITH ALL COMPONENTS)	8435124406162
	21000526	TECHO	ROOF	8435124405264
	21000620	MAMPARA	GLASS BOX (COMPLETE)	8435124406209
	21000835	PERFIL LATERAL IZQ	ALUMINUM PROFILES (LEFT)	8435124408357
	21000628	PERFIL LATERAL DER	ALUMINUM PROFILES (RIGHT)	8435124406285
	21000629	PERFIL FRONTAL IZQ	ALUMINUM PROFILES (LEFT FRONT)	8435124406292

	21000630	PERFIL FRONTAL DER	ALUMINUM PROFILES (RIGHT FRONT)	8435124406308
	21000623	PERFIL CURVO SUPERIOR	ALUMINUM PROFILES (UP)	8435124406230
	21000836	PERFIL CURVO INFERIOR	ALUMINUM PROFILES (DOWN)	8435124408364
	21000837	PUERTA IZQUIERDA (IMÁN INCLUIDO)	GLASS DOOR (LEFT)	8435124408371
	21000619	PUERTA DERECHA (IMÁN INCLUIDO)	GLASS DOOR (RIGHT)	8435124406193
	21000618	CRISTAL FIJO MAMPARA	FIX GLASS	8435124406186
	21000632	ASIENTO ABATIBLE	SEAT	8435124406322
	21000631	RESPALDO LUMBAR	CUSHIONS	8435124406315

	21000627	ROCIADOR DE TECHO	TOP SHOWER	8435124406278
	21000838	MANDOS GRIFERÍA	KNOBS	8435124408388
	21000848	EMBELLECEDORES	TRIMS	8435124408487
	21001422	MINI JET	MINI JETS	8435124414228
	21000514	JET CIRCUITO ABIERTO	JET OPEN CIRCUIT	8435124405141
	21000863	JET CIRCUITO CERRADO	JET CLOSE CIRCUIT	8435124408630
	21000839	SELECTOR DE FUNCIONES	SELECT FUNCTION	8435124408395

	21000840	MONOMANDO	FAUCET TEMPERATURE	8435124408401
	21000633	GRIFERÍA COMPLETA	FAUCET (COMPLETE)	8435124406339
	21000841	GENERADOR DE OZONO	OZONE	8435124408418
	21000842	SALIDA DE VAPOR	STEAM SPRAY	8435124408425
	21000843	TAPA ALTAVOZ / VENTILADOR	GRID SPEAKER/FAN	8435124408432
	21000522	ALTAVOZ (FICHA AZUL)	SPEAKER	8435124405226
	21000521	VENTILADOR (FICHA BLANCA)	FAN	8435124405219





	21000844	TAPÓN LEDS	LED PROTECTION	8435124408449
	21000615	PLACA LEDS DEL TECHO	BOARD LEDS (TOP)	8435124406155
	21001421	PLACA LEDS TECHO "Ficha Roja"	BOARD LEDS "Red clip"	8435124414211
	21000512	PLACA LEDS COLUMNA CENTRAL	BOARD LEDS (CORNER)	8435124405127
	21000518	ASAS (PUERTA)	HAND DOORS	8435124405189
	21000621	PASADORES (ASAS)	PINS OF DOORS	8435124406216
	21000519	TORNILLERÍA	SCREW (COMPLETE)	8435124405196
	21000845	CONEXIÓN FLEXO DUCHA	SUPPORT FLEXO	8435124408456

	21000846	PATA (PLATO DUCHA)	LEG	8435124408463
	21000626	TELEFONO DUCHA	HAND SHOWER	8435124406261
	21000625	SOPORTE TELEDUCHA	SUPPORT OF HAND SHOWER	8435124406254
	21000624	FLEXO DUCHA	FLEXO	8435124406247
	21000847	ASIDERO	HANDHOLD	8435124408470
	21000529	REPISA DE CRISTAL	GLASS SHELF	8435124405295
	21000528	ESPEJO	MIRROR	8435124405288
	21000515	RODAMIENTOS	WHEELS	8435124405158

	21000527	JABONERAS	SOAP DISPENSER	8435124405271
	21000849	TOPES DE GOMA	RUBBER CAP	8435124408494
	21000862	JUNTAS VIERTEAGUAS	SILICONE DOORS (2 SET)	8435124408623
	21000513	JUNTAS DE ESTANQUEIDAD	RUBBER GASKETS	8435124405134
	21000851	DESAGÜE	DRAIN COMPLETE	8435124408517
	21000517	TUBO DE DESAGÜE	DRAIN TUBE	8435124405172
	21000852	TAPAS DE PLÁSTICO COLUMNA CENTRAL	PLASTIC TRIMS COLUMN	8435124408524
	21000853	MANGUITO DESAGÜE DEL CALDERÍN	HOSE CONNECTION OF DRAIN STEAM	8435124408531
	21000854	MANGUITO CON PROTECCIÓN TÉRMICA	HOSE OF STEAM	8435124408548



	21000855	MANDO A DISTANCIA	REMOTE CONTROL	8435124408555
	21000520	PANEL DE CONTROL	CONTROL PANEL	8435124405202
	21000524	GENERADOR DE VAPOR	STEAM GENERATOR	8435124405240
	21000856	CODO CONEXIÓN ROCIADOR DEL TECHO	CONNECTION OF TOP SHOWER	8435124408562
	21000857	CODO DE CONEXIONES	CONNECTION OF HOSE WATER	8435124408579
	21000858	MANGUITOS DE CONEXIÓN AGUA FRIA/CALIENTE (AZUL/ROJO)	HOSE WATER CONNECTION	8435124408586

	21000859	MANGUITO ENTRADA DE AGUA AL CALDERÍN	HOSE WATER INLET OF GENERATOR	8435124408593
	21000860	SENSOR DE TEMPERATURA	TEMPERATURE SENSOR	8435124408609
	21000523	CENTRAL ELECTRICA (CPU)	ELECTRONIC SYSTEM (CPU)	8435124405233
	21000861	CABLE DE RED C/DIFERENCIAL	POWER CORD WITH SWITCH PROTECTION	8435124408616